



# ORCHIDS, ORCHIDS, ORCHIDS

*A Communication Instrument for Society Members and Others*

## What's Inside:

Judging Notes	p. 6
Orchid Growing Tidbits	p. 7
Orchid photos	p. 8
Outside OSGKC Resources	p. 14
Member Bios	p. 17
News from the AOS	p. 21
What's Ahead	p. 30

Volume III Issue 6  
August-September 2022



## Orchid Society of Greater Kansas City

*As a non-profit organization to...  
...Promote interest in and to disseminate information in culture, development, and hybridization of orchids.....*

**The Orchid Society of Greater Kansas City meets the 2<sup>nd</sup> Sunday of each month. Annual dues are \$25 for Individuals and \$30 for Household.**

President: Kristy Charland  
[charland.ek@outlook.com](mailto:charland.ek@outlook.com)

Vice-president: Ariel Paulson  
[arielpaulson@gmail.com](mailto:arielpaulson@gmail.com)

Treasurer: Joy Prout  
[joy.diane.prout@att.net](mailto:joy.diane.prout@att.net)

Editor: Jean Rogers  
[jeanierogerswarren@gmail.com](mailto:jeanierogerswarren@gmail.com)


Membership:  
Anna Archibald  
[archibaldorchids@gmail.com](mailto:archibaldorchids@gmail.com)

Mentor  
Megan Mayo  
[THEKORKIDDO@aol.com](mailto:THEKORKIDDO@aol.com)

## May-July News!

### Comments from Kristy Charland, President

Hello OSGKC,  
I'm writing this at the beginning of Labor Day weekend. That's always a good feeling, isn't it? The air is cooling off, and it's a bit more pleasant to be outside. Thanks to all who came to the picnic on 8/21. We were happy to host and hope everyone had a good time. We



were honored to be joined by Annie & Ray Potts! Listening to Ray's extensive knowledge of growing Vandaceous types is always educational! Thanks to Diana Thomas for ordering the BBQ for us! And thanks to everyone who brought a dish to share. It was all Delicious

and Plentiful! We're in full swing of planning "Bewitched by Orchids" our first show in three years! Please, consider how you can assist with the success of the show! We really need publicity, so if you know of a publication or media outlet that would help us with some free spots, please let me know. Susie or I may be contacting you to take a leadership

role. If you have a specific interest, we can do our best to put you in a slot to fulfill that.

Please participate in the Facebook group. Here's the link  
<https://www.facebook.com/groups/909878999427064/?ref=share>  
Or search Orchid Growers of OSGKC in facebook groups.

Be well,  
Kristy

## Comments from Jean Rogers, Editor

Well, life is kinda crazy. The August blue ribbon winners are in the newsletter but I did not get the information for 'Growing Tidbits'. I'll include that in the next newsletter.

The AOS Corner is arriving the last couple day of the month now. By the time I can get their information in the newsletter, it seems to be the beginning of the next month. So I'll plan to have the newsletters out the beginning of the month instead of the end. You might keep this in mind if you received a blue ribbon (I'll be asking for 'Growing Tidbits'), or to send pictures of your beautiful blooming orchids.

**Please remember that we'd like to see your blooming orchids. Feel free to take pictures anytime during the month and then send them when I let you know I'm working on the newsletter. We love seeing each others' successes. They are "For Viewing Pleasure" only – not for judging which is done at the meetings.**

**If you find a new product or potting information, have an inquiry, or any other thing you think other members might be interested in, please send it to me and I'll include it in the newsletter. [jeanierogerswarren@gmail.com](mailto:jeanierogerswarren@gmail.com) Check out "Ideas, Items, and Inquiries" after the pictures.**

**If you have questions/problems, remember to bring your plant or pictures of it to the meeting. If you don't want to wait till next meeting, you can always post to Orchid Growers of OSGKC Facebook page and get help from other members. And if you don't do Facebook but you are an AOS member, you can send pictures to the Greenhouse Chat (see AOS Webinar Chart below) and experts will help you during the Webinar Chat AND follow up with you. If you are not an AOS member, please consider becoming one. You can do that at their website. <https://secure.aos.org/store/register-renew> And for any help, please contact Mark Prout, AOS Rep for our Society.**

Happy orchid growing  
Jean

## Project Plant Recap & Update

Hi all you project plant participants! These are the most recent Tolumnia crosses we are growing for project plant. You can post any activity of yours on Orchid Growers of OSGKC (see link below) or send information to Kristy Charland at [charland.ek@outlook.com](mailto:charland.ek@outlook.com)



Rodrumnia Orchidom Valentine x Self x  
Tolumnia Wave Dancer 'Copper Sun'  
AM/AOS #ESW45



Rodrumnia Orchidom Valentine x Self x  
(Tolumnia Orchidom "Joy Time" x  
Rodrumnia Orchidom 'Joyful Dancer')

To update the Project Plant Program, I'd like to list all our plants to date. First, in 2020, we bought plant # 7367 from Sunset Valley Orchids. The cross is Slc Fire Fantasy 'H&R' x Slc Cosmic Delight 'SVO' HCC/AOS. Mr Fred Clarke allowed our society to name this one, Cattleya Warpaint as a Salute to our Kansas City Chiefs Super Bowl Championship. Many of these have flowered and are pictured in their album on the Orchid Growers of OSGKC Facebook page. The next purchase in 2021, we chose two of Sunset Valley Orchids new cattleya type crosses, 7775 Blc Schroder's Love 'SVO' AM/AOS x Blc Bouton D'or 'Halycon' AM/AOS To my knowledge, none of these plants have bloomed. And we also chose, 7794 Lc Mari's Magic 'H&R' x Slc Candy Sparks 'Superior Flare' There are a few of these pictured in their album on the Facebook page. Mr Clarke accidentally sent this next cross, and we distributed them to those who expressed interest. 7755 Slc Beau's Apricot Gem 'SVO Little Giant' x Slc Seagulls Apricot 'Neon Orange' I haven't heard that any of these have flowered. Next we decided to try some Tolumnia types. They arrived as tiny babies, so we're hoping for flowers next year. They are from Windswept in Time Orchid's Edgar Stehli and the plants are ESW42 (Rrm Orchidom Valentine x self) x ( Tol Orchidom 'Joy Time' x Rrm Orchidom 'Joyful Dancer') and ESW45 (Rrm Orchidom Valentine x self) x Tol Wave Dancer 'Copper Sun' AM/AOS) If there is interest, we'll begin a new project in 2023.



## Facebook Group

Our Facebook page, Orchid Growers of OSGKC, is a great place for us to communicate, share, learn from each other. All through the month we have orchids that bud and bloom and we get so excited and want to share it, and the meeting is sooooo far away!! Use the Orchid Growers of OSGKC Facebook Page. Here is the link:

<https://www.facebook.com/groups/909878999427064/?ref=share> It is easy to post your precious orchids and get oooohhs and ahhhs from other members. Or something is going on and you want to ask someone – post it on this page. If you need Facebook help (I know I did and still do!!) contact Kristy ([charland.ek@outlook.com](mailto:charland.ek@outlook.com)). She'll be glad to help. **If you want to email us**, please contact Megan Mayo – Mentor Chair to connect you with someone.

## Meetings

### Upcoming meeting(s) - From Susie Hanna, OSGKC Program Chair:

#### **Upcoming Programs and Events**

The speaker for our meeting on Sunday, September 11, is Kelly McCracken, on Artificial Lighting. With Fall weather approaching and daylight hours decreasing, it's time to think about providing adequate lighting for orchids indoors. There's so many new developments in lighting technology that it's hard to know what to try. Kelly, owner of High Desert Orchids in Albuquerque, NM, grows a wide variety of plants in a 3,000-square foot warehouse space under artificial light. Here's how she describes her talk:

*"Many growers have discovered the opportunities that the recent drop in price and increase in availability of LED lights has provided. But there is relatively little information about how much artificial light orchids need and what kinds of lights are best. This talk will go over the unique HDO grow space, which is entirely under LED lights, how we set it up, the lights we use, and some tips we have discovered while growing a commercial sized grow space all under artificial light. The talk will answer questions such as: How much light? What kind of light? What spectrum of light?"*



Kelly McCracken, owner of High Desert Orchids started as an avid hobbyist, and like many of you, couldn't stop buying plants. Quickly one greenhouse became two, and now she grows plants in a unique 3,000 sq ft high-bay industrial warehouse space all under artificial lights. Kelly specializes in miniature plants, with a particular affection for miniature Cattleyas, Angraecoids, Jewel Orchids, and Dendrobiums.

### **Regional Orchid Show hosted by OSGKC – *'Bewitched By Orchids'***

**Set-Up Friday afternoon and Evening, October 28**

**October 29 and 30**

#### **Merriam Community Center**

All hands on deck for a great orchid show at our beautiful meeting facility! This will be an AOS-officially judged show. Invitations will be sent out to area societies in Missouri, Arkansas, Kansas, and Nebraska to participate. Each society can put in a table-top or floor-sized display of orchids. Also, individuals in our society and in the other societies, may enter exhibits. Exhibits can be very small, (5-10 plants) on up to large displays. There are categories for non-plant exhibits including educational displays as well as artwork (paintings, photos, and other arts and crafts featuring orchids.)

Start the creative juices flowing now. You can also submit cut orchid flowers in an arrangement or for personal adornment (corsages, bouquets, hair pieces, etc.)

Covid has prevented our society from sponsoring a show for the past two years. In fact, it will be three years ago that we had our last show, so we have a lot of throttled energy to release and a new facility with a great location that will make this a very successful show.

Show chairs, Kristy Charland and Susie Hanna, will be calling upon members in the next few weeks to launch the planning process. Committees to carry out the many details of a show will be formed, so there will be lots of opportunities for volunteers. Don't be shy! Get involved. Let Kristy or Susie know that you'd like to help in some way large or small.

# ORCHID SHOW & SALE

*'Bewitched By Orchids'*



**Sat. & Sun., OCT. 29-30**

*Hundreds of beautiful orchids on display*

*Internationally and Nationally known vendors selling orchids*

**Orchid Society of Greater Kansas City** [www.osgkc.org](http://www.osgkc.org)

**Merriam Community Center**

6040 Slater St. Merriam, KS 66202 Sat.

10-5, Sun. 11-4

**\$5 admission**

Use the link below, or  
scan QR Code to the right.

<https://ticketstripe.com/events/1030332>



# **ORCHID SHOW & SALE**

## **Amazing Vendors:**

**Birds Botanicals – Kansas City - David and Vashti Bird,  
Formerly in “The Cave”**

**Natt’s Orchids – Chicago - largest Vandaceous orchid  
grower in the Midwest.**

**Deerwood Orchids – Minnesota - by Ross Hella,  
specializes in breeding Paphiopedilum orchids**

**Jen Winter – NEW source for orchids in the KC metro area.**

## **Stunning Exhibits of Flowers, Orchid Art, Orchid Collectables, and Educational Information by:**

**\*Orchid Societies from the area States**

**\*Vendors**

**\*Orchid Society Members**

**Raffle – Gift Certificates to multiple vendors**

---

## May Speaker Review by Cindy Meyer and Crystal Remington

### **Ray Potts: Growing Vandas**

Ray and Annie Potts: Expert Vanda Growers. They suggest starting with Clearance orchids so it doesn't hurt so much when they die! Then they started shipping a few from Hawaii, and have been able to split keikis and blooms of some of the plants they displayed and sold today. Many of their Vanda's bloom 12 months out of the year. Automatic temperature controls helped a lot to improve the growing environment. Their first greenhouse was 12x20 feet and had everything set up with electric heat but they prefer propane energy. Now it's 32x72 feet with a gothic style 12 foot high ceiling from Farm Tech as a package. The walls are plastic and he replaces the polycarbonate sheets every 4 years. This setup is very durable and not affected by hail or weather, but does require support for windy conditions. The greenhouse maintains night time temperatures same as outside, but keeps above 54.6 degrees at all times. Vanda's are warm growing plants and can't take cold temperatures. Ray advises high air movement to minimize fungal growth and his goal is to see every root swaying in the breeze! He used to fertilize every three days, ½ tsp per gallon and has darker roots, 30:10:10 Miracle Grow fertilizer. But perhaps that's not adaptable for the home grower as most of the water and fertilizer run off the plants everyday. He then incorporated a 10:52:10 on the fourth fertilization about once per month and that increased the blooms. Ray remarks that one can't let water sit on the plants or the center part will rot out, so he has to check for drips and grasshoppers! He is also a firm believer in using warm water.

---

## **Judging Notes...**

---

### **Upcoming AOS Judgings Around Our Region**

If you have an orchid blooming that you think is FANTASTIC – Contact Mark Prout. If it is time for a meeting at the Judging Center – they could take your plant to be evaluated for an award (and/or give you their best opinion if it indeed should be looked at). There are Judging Centers all-across America. The one closest to us is the MidAmerica Judging Center in St. Louis, MO. It holds monthly judging on the 2<sup>nd</sup> Saturday of each month. The mission of the Judging Centers is to provide orchid growers in the region with the opportunity to have their plants evaluated and judged for AOS awards. These include HCC, AM, FCC, JC, AQ, CBR, CHM, CCM, and CCE.

#### **September 10, 2022**

**Mid-America Judging Center monthly judging, noon, Missouri Botanical Garden, Commerce Bank Center for Science Education, 4651 Shaw Blvd., St. Louis, MO**

#### **September 17, 2022**

**Great Plains Judging Center monthly judging, 10:30 am, Beech Science Center, 100 College St., Winfield, KS**

#### **October 29-30, 2022**

**Orchid Society of Greater Kansas City "Bewitched by Orchids" show and sale, Merriam Community Center, 6040 Slater Street, Merriam, KS**

---

## **OSGKC Judging**

Ribbon judging at our meetings at the Merriam Community Center are not official AOS judging events, but are an introduction to the judging process and a way for members to share and learn more. Seeing orchids in flower is one of the greatest joys of our meetings and we are so happy to be able to do this again. Please bring in your blooming orchids, even if you don't think they are "award quality". You will always learn something by bringing plants in to discuss and share with other members. And, ribbons count for points which build through the year for our year-end award presentation each December.

# August Meeting Judging Results by *Cindy Meyer and Jean Rogers*

## Blue Ribbon Winners



Hwra. Lava Burst by  
Crystal Remington  
Oncidium Category



Cattleya: Bc. Boulah  
Bradeen by Kristy Charland




Phal. Tetraglyph by  
Kristy Charland



Den. Razzle Dazzle  
by Ariel Paulson



Phrag. longifolium  
by Kristy Charland



Coelogyne tommie  
by Kristy Charland  
Other Category

## Red Ribbon Winners

Cattleya: C.

Paphiopedilum: Paph. godeforyae alba x wenshanense aurea by Annie Heath

Phalaenopsis: Red Pearl by Sariah Kinney





**August – Orchid of the Month**

Den. Razzle Dazzle  
Grown by Ariel Paulson

---

## *For Fun and Learning!!*

---

### *Orchid Growing Tidbits (How I Grow It.....)*

---

**Some individual genera – Blue Ribbon Winners and special orchids - *How I grow It:* Returning next month**

---

### *Blooming Orchids for Show*

**NOT for JUDGING – just for your VIEWING PLEASURE! Thanks to members who donated!!**

**Did you know we have an amazing 89 members in our membership??? Yes, 89!!! It would be beyond my wildest dream if even ¾ of you sent a picture for 'Viewing Pleasure'!!! Share your beauties!!! Become involved in the Society as much as you can. It is so fun and rewarding associating with all of you!!!**

**From Susie Hanna**



Phal. bellina 'Red'



Epi. Miura Valley



C. Mem. Helen Brown x Circle of Life





Burr. Nelly Isler 'Swiss Beauty'

From Cindy Hobbs



Ctna. Ethel's Paradise

From Dr. Dan Schlozman



Habenaria Spoonbill

From Ariel Paulson



Brassavola nodosa



C. NOID



Paphmaudiae x maudiae 'Napa Valley' x sib.



C. Bethune 'Indigo'



Den. Razzle Dazzle





Encyclia 'Green Hornet'




Miltassia Shelob



Galeopetalum Arlene Armour 'Conching'



Phal. Taida Pride Queen 'Taida'



From Jen McAroy

Gram. Scriptum Var. cintrinum 'Hihimanu'

**From Kristy Charland**



Vanda falcata 'Shutennou'



Phal. NOID



Rhynchosstylis celestis



From David Bird



Ctism. Chuck Taylor 'Way Good'  
X  
Ctism. Susan fuchs 'Burgundy Chips'

From Jean Rogers



Paph. In-Charm Cloud



Encyclia 'Green Hornet' – a start from Ariel, first time bloom!!




Paph. Odette's Whim



Den. Kamiya's Fancy 'Palolo'

From Dusty Miller and Amy Pinera




C. NOID




# Ideas, Items and Inquiries (If you know of something for this section, please send to [jeanierogerswarren@gmail.com](mailto:jeanierogerswarren@gmail.com) for inclusion)

Kristy Charland told us about this product a few months ago. She said she was able to save a plant by using this Keiki paste. It is available at Norman's Orchids – search for Keiki. <https://www.orchids.com/Ultimate-Keiki-Cloning-2-in-1-Paste-10-g--P6474.aspx>

Home > Newly Released Plants



A000164  
Ultimate Keiki Cloning 2 in 1 Paste



Ultimate Keiki Cloning 2 in 1 Paste

click on thumbnail to zoom

Other products by Hobbyist

**AVAILABLE DISCOUNTS FOR ITEMS IN THE SAME CATEGORY**

Volume Discount

buy \$150.00 to \$299.99, save 3%

buy \$300.00 to \$499.99, save 6%

buy at least \$500.00, save 10%

buy any, save 0%

**Ultimate Keiki Cloning 2 in 1 Paste , 10 g 'Note: New 2x -Bigger size '**

Item #: A000164

Each Please Select

Quantity: 1

+ Add to Cart
Add to Wishlist

**Description**    **Also in Newly Released Plants**

New product! Clone your own orchids! Ultimate Keiki Cloning 2 in 1 Paste is specially formulated to work on the spike or the root to promote formation of keikis (Hawaiian word for babies) and roots. Keikis are genetically identical to the mother plant. With this advanced formulation paste, you no longer need a paste for keiki and a separate paste to from roots on the keiki. This single paste is all you need. This paste can be used on Phalaenopsis, Cattleya, Vanda, Cymbidium, Oncidium, and other orchids. This advanced formulation paste has been proven and tested in our nursery for two years. When dividing Cattleya, sometimes it is slow to get the back pseudobulb division to get going. Applying a small amount of this paste at the cut surface jump starts the formation of roots and shoots. Store at room temperature. Avoid high temperature.

Sue Bondurant has called me and has health problems. She would like to sell two plant stands that they have. They are quite new and the price was \$739.00. They would like to get \$400 each. You can look them up at Gardener's Supply Company.

ALL / Indoor Garden / Grow Lights & Stands / Grow Light Stands / LED SunLite® 2-Tier Garden



## LED SunLite® 2-Tier Garden

DESIGNED BY GSC ★★★★★ 8 Reviews

88% of respondents would recommend this to a friend

Item #: 8595553

**\$739.00**

Quantity 1

*Special Shipping Information*

*Additional Handling Charge Applies*



**In addition to the wonderful features of the light stands, we added grating to the trays that allows for water to be added for humidity, and yet hold the plants above the water. We also added 12 easily adjustable shade tubes, that can be adjusted to provide the right amount of light for the type of orchids on that shelf.**

**We are asking \$400 per light stand.**

**We are also including a free-standing humidifier to add additional humidity for those extremely high humidity varieties of orchids.**



# Community Service

If you have knowledge of an upcoming event, or something you think others might like to know of, please let me know and I can put it 'HERE' in the newsletter – [jeanierogerswarren@gmail.com](mailto:jeanierogerswarren@gmail.com)



**Bird's Botanicals**

5.6K likes • 6.1K followers



Overland Park Farmers Market this season!

2 days this weekend we will be selling at City Market, both Saturday and Sunday!

**Zygopetalum Orchids!**

They require a North or East facing window, water every 5-7 days, blooms 3x a year, & are almost always fragrant!

**Dendrobium Orchids!**

They require a South or West facing window, water once a week, blooms 2x a year, and are sometimes fragrant!

Pick up a free growing guide with your purchase of an Orchid this weekend at City Market (Sat & Sun) or Overland Park Farmers Market on Saturday!!

We plan to be at both the Overland Park Farmers Market every Saturday and the City Market every Saturday (sometimes Sundays) all month. People can see what plants we plan to bring on our Facebook page @ Birds Botanicals.

816-522-9230

[Vashti.bird@gmail.com](mailto:Vashti.bird@gmail.com)

Birdsbotanicals.com

🐾 Message us for any specific plant requests!!

August 31, 2022

3, 2, 1...

3 more Saturdays left at the



**Bird's Botanicals**

Aug 25 · 🌐

## ORCHID 101 CLASS DETAILS!!

**DATE:** Thursday, November 10th, 2022

**TIME:** 6-9pm

**LOCATION:** The Space by Dolce Bakery  
3924 W. 69th Terr, Prairie Village, KS 66208

**COST:** \$39

You will learn all the basics about growing Orchids in this beginner 101 class! David will lecture for over an hour about all the easy-to-grow varieties and include lots of tips and tricks on how to achieve long bloom times and grow healthy plants! Followed by that he will do a hands on demonstration on how to properly repot your Orchid. There will be time set aside for questions and we encourage you to bring in any orchids you are having trouble with. At the conclusion of the lecture and demonstration we will have Orchids, Fertilizer, and Media available for sale!

We will cap off the class at 40 people so be sure to sign-up soon. To register for the class or for more information, please email Vashti @ [vashti.bird@gmail.com](mailto:vashti.bird@gmail.com).

# Outside OSGKC Resources

---

Our last speaker was Ray Potts who spoke to us about Vandas. This is a summary about Vandas from the AOS:

## Vanda Culture Sheet

### VAN-dah

The Vanda Alliance is made up mostly of warm- and full-sun-growing orchids with colorful flowers. Originating in tropical Asia, they are easily grown in warm climates, where plants are cultivated outside in light shade, such as in a lath house. In climates where winters are cold, they are often summered outside, and grown inside during the winter in a sunny window, or year round in a greenhouse. Smaller growing ascocendas are best outside tropical conditions.



**Light** is a crucial factor in blooming most vandaceous plants. There are three types of vandas: strap-leaved, semi-terete and terete. The first type has broader, flat leaves, while terete types have round, pencil-shaped leaves. The semi-teretes are hybrids between the two, with an intermediate leaf shape. Terete types need full sun, and are best grown in high-light climates. In a greenhouse, give the plants about 25 to 35 percent shade, less in winter if overcast. Leaves should be a medium green, not dark green. In warm, bright climates, you can grow any type of Vanda outside (if warm) with partial shade for strap-leaved types and semi-teretes (especially in midday in summer) or inside (when cold) in a bright, south window. In climates where winters are overcast, try ascocendas. Grow them outside in summer and in full sun inside during the winter. Be careful to acclimatize plants to avoid burn.

**Temperatures** for most vandas should be warm; a minimum night temperature of 55° F is recommended. Colder spells can be tolerated for a short time if it is not windy. Optimum temperatures are 60° to 70° F at night, and a maximum of 95° F during the day. Warmer temperatures mean faster growth, which must be balanced with higher humidity, air movement, and increased water and fertilizer. Days should be warm and humid for optimum plant growth.

**Water** should be applied copiously when the plants are growing, but the roots must dry quickly. Because of this, and their extensive root system, they are mostly grown in slatted-wood baskets, or in pots with a coarse potting medium. If their situation is warm and sunny, they may need daily watering. Water sparingly in the winter or during cloudy weather.

**Humidity** of 80 percent is ideal. In tropical climates this may be easy to obtain. In a greenhouse, this is easier to provide by using an evaporative cooler. In the home, place the plants on trays of gravel partially filled with water. Air movement must be strong.

**Fertilize** with a balanced (such as 20-20-20) fertilizer applied full strength once a week during warm weather or use a one-quarter-strength solution at every watering. During cool or cloudy weather, apply fertilizer once every two to four weeks. Use a high-phosphorus fertilizer (such as 10-30-20) every third application to promote flowering.

**Potting** should be done in the spring. Plants in baskets do not need to be repotted often. Leave them unless the potting medium breaks down. Set the plant, with the old basket intact, into a container of water to make the aerial roots more pliable, and then set plant and basket into a larger basket. For plants in pots, repot in a slightly larger pot, positioning the plant in the center. Use a coarse medium, whether fir bar, tree fern or charcoal, and work it around the roots. Keep shaded, humid, but drier at the roots until new root tips grow. Do not overpot.



We thank “Here But Not” for allowing us to share this article.

“Plant & Orchid blogger. YouTuber. Canadian. No greenhouse, just a green apartment.”

Though they refer to being in Canada, its focus is growing Vandas in Dryer Climates which we also have to deal with. There are some interesting potting ideas. If you go to the original article, you can click on some links for videos. There is information on Soooooo many plants!!

## Indoor Vanda Orchid Care Culture and Tips for Growing in Dryer Climates January 14, 2020 \* 6 minute read In Vandas

This is a general overview based on my experience growing vandas indoors in Canada. I initially had troubles getting them to flower, but after putting them under LED grow light...I finally got my first vanda to bloom about a year and a half after I purchased it. I've also included a couple videos that were instrumental in changing my understanding of vanda care. So with that, let's get into it...

### Vanda Light Requirements

You'll read this pretty consistently, “Vandas need bright light”; but that literally doesn't have a 1-to-1 correlation—like what hell does ‘bright light’ actually mean, right?! In some places they grow Vandas outside in full-sun apparently, but I wouldn't dare do that in Canada or the interior United States, as we literally have no cloud coverage on hot summer days (which makes the sun's rays extra harsh). This is especially true if the humidity is low (60% or lower). High temperatures from the sun puts your plants at risk of leaf burn.

**So how much light is enough?** General information says that around 3,500 footcandles to 4,000 footcandles is adequate to grow and bloom Vandas—direct unfiltered sunlight is about 10,000 footcandles so that means you need about 1/2-strength filtered sun. If you don't have a light meter, you can sometimes find apps for Apple iPhones, but if you don't want to mess around with light measurements, your best option is to put your plant at an East or West facing window and supplement with additional LED grow lights in the times of the day that the plant isn't getting direct sun. Typically you'll want to target about 12-30w of LED light per square foot and try to use a “full spectrum” LED; however, if you want to get into the technicalities of light, check out this other post I wrote on the topic.

In addition to intensity, light duration is equally important – these plants need to capture a lot of energy from photos to flower well, so try to give them high-intensity continuous light for about 12-14 hours per day. 8 hours of intense light likely won't be enough to get your plant to flower and speaking from experience, I have some of my Vanda's at a South-facing window, **in full sun**. I can't get them to bloom at this location; the intensity just isn't consistent enough (especially in the shorter days of winter).

### Vanda Leaf Color – It's how you can tell if your orchid is getting enough light

Vanda leaves should be a bright green like a granny smith apple. Freckling is common as well and will show up as purple spots and ridges along the leaf edges. If a Vanda is yellow, it's either getting too much light, not enough water, or not enough fertilizer. If it's a dark green, it's not getting enough light.

### Watering Vanda Orchids

Vandas are a funny orchid in that they don't tolerate constantly-wet roots at all. I once tried a water-culture method (roots go into pure water) with a new vanda that had gigantic and long roots. I let a couple of them dangle into a bowl of water, but within 4 days the roots that were wet had died and changed to an unhealthy green-brown color. Through trial and error



I've found that the best way to water Vandas in my dry climate is to pot them in a very chunky potting media of wine corks, and completely drench the plant one or twice times per week.

Orchids (including Vandas) can absorb water and nutrients both through both their roots **and through their leaves**. So, I make sure that when I'm watering my plants I drench the entire plant a few times per watering to allow the plant to sop up as much water as possible. I've heard of people leaving their Vandas to sit in water over night – but I wouldn't do this often and if you're going to do this, make sure that the plant is healthy as you could lose some roots.

## Vanda Orchid Videos

### Indoor Vanda Care – Complete Guide According to Bumblebee's Orchids Watering Vandas – by Bumblebee's Orchids

\*This is a very informative video on Vanda watering by a fellow vlogger (Bumblebee) on YouTube. This single video helped change my perspective on Vanda care and is why I'm able to keep them now.

### Tips from an Outdoor Vanda Grower – Motes Orchids in Florida

\*This is my second favorite Vanda video; it's long, but it's packed with lots of valuable general Orchid-care information like parasites, watering and fertilizing.

## Potting Vandas

I know...everything online says potting Vandas is NOT OKAY and that they're ONLY supposed to be grown bare root. It's hotly debated in the [orchid groups I follow](#) as well, but I don't care what other people say, my climate is simply too dry to grow any orchid bare root. Instead, I rely on the water-retentive nature of bark (or cork in the case of my vandas) & sphagnum to create a 'micro climate' around the roots. I have found that when the plants are fully exposed like that in a low-humidity climate like mine, they desiccate and are dead within 6 weeks. I've had the most success potting my Vandas in wine corks which is then topped off with sphagnum moss to hold the humidity in.

### *Vandas in Full Water Culture (FWC) – or Semi Water Culture*



I've heard of people claiming they have had success with vandas in FWC (which is when you pot a Vanda in a vase and let it's roots sit in water), but I have yet to see this done well. Here's a good [forum discussion on Vandas in full water culture](#). And a [video from a vlogger](#) who's had some success.

I have seen others do modified water culture – 'semi water culture' where the plant is soaked once a week for a few hours and then drained. It makes sense why this works, but I haven't tried it (b/c my humidity is too low).



[Photo by [wife\\_of\\_orchidguy](#)]



---

# Let's Get to Know Each Other

## OSGKC Members!

SEPTEMBER



*Susan Tompkins*

Joined in September

1. How long have you been in OSGKC (When did you join the OSGKC?)  
I joined OSGKC after the September meeting- I had been a guest at your meetings a time or two and after the Sept. speaker thought I should pay dues!
2. How long have you been growing orchids?  
I have grown orchids since the mid-late 1970s. First under lights. I didn't have any orchids for quite a few years but when we were ready to get back into them, we built a greenhouse about 10-11 years ago.
3. What got you hooked?  
My father-in-law was an M.D. and his office was in the same building with another Dr. who grew orchids and was a member of the Kansas Orchid Society.
4. What type of orchid is your favorite?  
Depends- right now I'm really liking Vandas but don't have the room for any more
5. Where and how are you growing orchids? (include pictures if you can)  
I'm growing in a greenhouse



*Donna Klehm*



Birthday September 1st

1. How long have you been in OSGKC (When did you join the OSGKC?)

I think 4 to 5 years?

2. How long have you been growing orchids?

About seven years, since the kids started leaving home for college and I had more time for myself

3. What got you hooked?

We always gave my mom a cattleya corsage for Mother's Day when I was a kid. Then I got my mother-in-law's giant cattleya about seven years ago. And since then I've slowly collected, mostly phals. Whatever I have it needs to be easy to take care of as I don't have a huge amount of time or space to devote to them!

4. What type of orchid is your favorite?

Whichever one is currently blooming! But paphs are always intriguing.

5. Where and how are you growing orchids? (include pictures if you can)

My east windows are filled with orchids.

6. What was/is your profession or training - are you still working or retired?

I am still working but may retire within a year or two. I am currently an elementary educational aid in SMSD and have done so for the last 16 years. Prior to that I've done a little of everything- accounts payable, office work, worked at Family Tree nursery, and was a professional house cleaner among other things!

7. Complete this statement: "One surprising fact about me is..."

I'm becoming a more serious birder and I collect vintage wooden jigsaw puzzles. Oh sorry that was 2!

8. Birth Month and Day" 9-1-1956

9. Do you have any pets? Gus the mostly corgi dog and Kiki a little black cat.



## OCTOBER



*Mark Prout*

Birthday October 12th

1. How long have you been in OSGKC (When did you join the OSGKC)  
1998?
2. How long have you been growing orchids?  
1997?
3. What got you hooked?  
Reblooming our first orchids.
4. What type of orchid is your favorite?  
The ones currently in bloom.
5. Where and how are you growing orchids? (include pictures if you can)  
All over the house.
6. What was/is your profession or training - are you still working or retired?  
Journalism/PR Retired
7. Complete this statement: "One surprising fact about me is..."  
I have interests and pastimes besides orchids.



## *Brian Donovan*

Birthday October 25th

1. How long have you been in OSGKC (When did you join the OSGKC?)

I joined the OSGKC in 2008.

2. How long have you been growing orchids?

I've been growing orchids since 2007.

3. What got you hooked?

Someone gave me an orchid as a gift and I promptly killed it. I bought another one. Within a few months I owned a dozen.

4. What type of orchid is your favorite?

My all-time favorite is *Phalaenopsis equestris* because it's always up to something. I love *Paphiopedilums*. Lately I've been interested in *Latouria Dendrobiums*. I especially love miniatures, but if I had unlimited light and growing space I would grow a lot of *Cattleyas* and *Brassavolas*.

5. Where and how are you growing orchids? (include pictures if you can)

I grow them in a windowsill and under lights. I put most of them in a shade house during the summer.

6. What was/is your profession or training - are you still working or retired?

I'm a historical sociologist. I've been a professor in the Sociology Department at KU since 2001. My latest book, *American Gold Digger: Marriage, Money, and the Law from the Ziegfeld Follies to Anna Nicole Smith*, examines the "gold digger" stereotype in American culture.

7. Complete this statement: "One surprising fact about me is..."

One surprising fact about me is that I'm a massive fan and aficionado of house music. I also have a wide appreciation for disco and other forms of dance music.

8. Birth Month and Day"

October 25

9. Do you have any pets?

Natalie and I have seven cats (four Cornish Rexes, two Lykois, and a domestic short hair): Squirrel, Otter, Bunny, Aardvark, Wee Possum, Myshka Mouse, and Snape



---

# News from the AOS

---

We thank the American Orchid Society for allowing us to use these AOS Corner items in our newsletter! Even if you're not an AOS member, there are lots of free resources available to everyone...and of course we encourage you to join. AOS membership includes digital access to ORCHIDS magazine, including digital archives of more than 350 issues dating back to 1932!

---



## Got Orchids?

*The American Orchid Society website is your portal to knowledge for all things orchid. The AOS website, along with ongoing Webinars and OrchidPro, offers a plethora of information to help you grow and show your orchids to peak performance. We encourage use of the [AOS website](http://www.aos.org) by ALL orchid growers.* The next best place to learn about the orchids that will thrive in your area, is to attend and become involved in your local [Affiliated Society](#) meetings.

---


## AOS Webinars – A Wealth of Orchid Information

**Barb Schmidt, Chair – Education Committee**

When was the last time you watched an AOS webinar? One of the premier benefits of being an AOS member or an Affiliated Society is access to the amazing and diverse amount of orchid information that is available on our website. With almost 250 recorded webinars, there is something to interest everyone.

Our webinar program began in 2008 and includes information on orchid genera, orchid travel spots, fun facts about orchids, orchid culture, orchid science, and Greenhouse Chats. We are always looking for ideas for new webinars or speakers for our webinars. Travelogues of orchid hot spots and programs on culture are a big hit!

Cheryl Erins ([cerins@aos.org](mailto:cerins@aos.org)) is responsible for any of the non-judging, recorded webinars. Societies can access as well by sending





Sandra Svoboda an email [sltsvoboda@gmail.com](mailto:sltsvoboda@gmail.com). They are always looking for new ideas; or better yet, new people to create a webinar. Webinars are actually very easy to create. All you need is a great, original idea and a 45-minute Power Point that you narrate. Ideas for webinars can be submitted to Cheryl at the above email. If your proposal is accepted, you will be contacted with further information on how to proceed.

In early 2021, the AOS Judging Committee started posting webinars to help educate the judging community specifically on topics relevant to judging and to educate AOS members on what AOS judging is, what is required of judges and what they look for. The judging webinar program also aids centers and judges in meeting required, yearly education hours. Experts on genera or breeding lines as well as judges of any level are encouraged to submit ideas for judging webinars they would like to present or programs they have seen to Jean Allen-Ikeson ([jean.ikeson@gmail.com](mailto:jean.ikeson@gmail.com)), National Education Coordinator for Judging. Please submit ideas for approval before submitting a program.

## AOS Judges Appreciate Orchid Exhibitors

### Deb Bodei, JC IT Task Force

AOS judges serve the orchid community by providing show table commentary at society meetings, judging affiliate shows and providing monthly opportunities to the public where plants can be judged. Judges appreciate exhibitors, so much so, there is a section in the newly updated [Awards and Judging](#) section of the AOS website dedicated to exhibitors. Whether bringing plants to a society meeting for show table commentary, entering plants for judging as part of an exhibit at an orchid show, or submitting a plant for judging at a nearby center, who doesn't love sharing the blooms we so carefully nurtured with others who share our passion?

Exhibitors will find hints on [exhibiting plants](#), information on how to [have a show judged](#) and all about the [awards program](#) itself. The OrchidPro awards tool is accessible to all AOS members at the top of this section as well as a link to find your nearest serving [judging center](#). If you have questions about a judging topic beyond the website, be sure to contact your judging center chair. You may even decide to [join the judging program](#) and come learn with us!

See you at the next AOS judged event!





## The 2022 Fall Members Meeting "Panning for Orchids"

Join us in Sacramento, California! [Click here to register today!](#)

In the meantime - The Embassy Suites Riverfront Promenade Hotel is ready NOW to book your stay for this event! [Click here for accommodations & reservations information.](#)

Look out for more updates here and in your monthly *OrchidGram* and *ORCHIDS Magazine!*

## Request For Nominations for AOS Voluntary Service and Recognition Awards 2022-2023 Jean Hollebhone Awards Committee Chair



Do you know an AOS volunteer who has worked for many years supporting one of our three pillars: education, conservation, or research? Perhaps worked on a specific project, task, or simply as an ambassador who encouraged you or others to join and serve the AOS? The AOS Awards Committee is seeking nominations for 2022-23 awards for Outstanding Volunteer Service. These awards are intended to recognize and commend meritorious service to the AOS in multiple areas. Check out the details in the AOS awards policy posted on the AOS website at About Us/Policies and Procedures/Awards and submit a nomination (or several) on the fillable form provided for those you wish to recognize for exemplary service to the AOS. **Deadline for receipt of nominations is October 31, 2022.**

Awards include those for individuals, for societies that have supported and advanced the AOS vision and goals in many ways, and for contributions advancing the AOS mission in education, conservation and research. **The form and any accompanying data must be submitted to the chair of the Awards Committee (unless, for specific awards, other procedures are given), by October 31, 2022: ([jean@hollebhone.ca](mailto:jean@hollebhone.ca)).** Nominations will be reviewed by the appropriate Committees and recommendations made to the Board of Trustees for final approval. Award winners will be announced at the AOS Spring Members Meeting.

Individual awards include gold and silver medals, an AOS medal for excellence in hybridizing, the Thomas Sheehan award for outstanding service, an Ambassador's award, and AOS Fellow. Certificates of recognition are available for Societies to nominate individuals in your societies who have been exceptional volunteers. Again, check the criteria out on the AOS web site and be sure to use the official nomination form.





Of particular interest to Societies are the Distinguished Affiliated Societies Service Awards (DASSA Awards). Affiliated societies are invited to submit a nomination for the DASSA in recognition of sustained, outstanding contributions in areas of service and support in the field of orchidology. **Nominations for the DASSA may be made by any member of an AOS affiliate and should be forwarded to Edna Hamilton Cirilo, chair, at [ecirilo@aos.org](mailto:ecirilo@aos.org).** If you think your society may be a contender, **please review the criteria for the award on the**

**Affiliated Societies site and send your submission on the DASSA nomination form** by October 31, 2022: [https://www.aos.org/AOS/media/Content-Images/PDFs/DASSA\\_Nomination\\_Form.pdf](https://www.aos.org/AOS/media/Content-Images/PDFs/DASSA_Nomination_Form.pdf).

The AOS Education Committee's Certificate for Meritorious Achievement in Orchid Education is presented to "an individual or individuals for longstanding, exceptional endeavors in the field of orchid education." This award is meant to showcase exceptional endeavors in orchid education, such as webinars, lectures, classes, projects, or written material. **Nomination should be sent to Barbara Schmidt, Chair, at [education\\_committee@aos.org](mailto:education_committee@aos.org).**

---

**Conservation Recognition Awards** - The AOS sponsors two awards to recognize outstanding work in the field of orchid conservation. The **Conservation Recognition Award** recognizes noteworthy orchid conservation efforts by individuals, groups, organizations, and affiliated orchid societies. **More information is available at <https://www.aos.org/about-us/orchid-research/conservation-awards.aspx>.**

**The Philip E. Keenan Award** recognizes the work of an individual in the study or preservation of native orchids of North America north of Mexico. **More information is available at <https://www.aos.org/about-us/orchid-conservation/philip-e-keenaward.aspx>.**

Nominations and questions about these awards should be sent to [conservation\\_committee@aos.org](mailto:conservation_committee@aos.org).

#### **Research Recognition Awards**

The Research Recognition Award is a new award approved by the Board of Trustees in January 2022 and is being offered for the first time by the Research Committee. Nominees must have produced a major impact on orchid research which has been nationally or internationally recognized by peers in the general scientific community. See the Research Committee website: <https://www.aos.org/about-us/orchid-research.aspx>. **Applications using the award's fillable nomination form should be sent by October 31, 2022, to: [research\\_committee@aos.org](mailto:research_committee@aos.org)**

All nominations close October 31, 2022. Please consider nominating an AOS volunteer, individual organization or society) that you consider warrants recognition for their many hours of service.

---

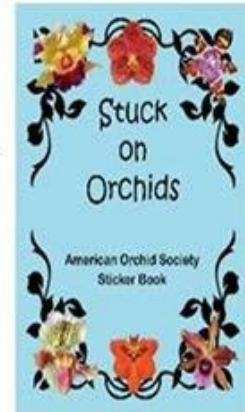
# Stuck On Orchids – An AOS Sticker Book

Barb Schmidt, Chair – Education Committee



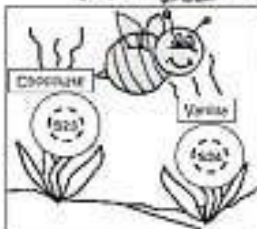
## **Special Pricing for Affiliated Societies:**

The AOS Sticker Books have arrived from the printer and are available for purchase. The Non-Member price is \$8.99 and the Member price is \$6.75. The Sticker Books will be available for purchase at the Fall Members Meeting in Sacramento, CA. We have also set up a special price for Affiliated Societies of \$5.39/book for bulk orders of 40 books or more. Free delivery to the Fall Member's Meeting may be available, contact Naya at [naya@aos.org](mailto:naya@aos.org) if you are interested in this option.



## Oncidium

(on - SID - es - um)



One orchid grows from one ovary (the vase) and the orchid from the vase is the orchid.

Oncidium (On) are known as the dancing lily orchids because their flowers look like a person spinning a long thin stick. The Oncidium genus is one of the largest and most diverse with about 100 species. Some Oncidium flowers, such as the Oncidium Tumbler, are as small as our fingers (an inch or so across). This orchid got its name because it produces dozens of flowers at once which are the stars twinkling in the night.



Page 8

**WHAT ARE WEBINARS?**

It's easy to find the [scheduled webinars](#) and to register on the AOS website. You will find the link here:



**REGISTRATION IS EASY** <http://www.aos.org/orchids/webinars.aspx>  
 Cannot make it on the scheduled date or time? No need to worry.  
 Register now and view on your time schedule.

Greenhouse Chat Webinars are indexed by topic for future viewing.  
 Send your Greenhouse Chat questions and photos to: [greenhousechat@aos.org](mailto:greenhousechat@aos.org)

<b>When</b>	<b>Sept. 13, 2022</b> 8:30pm EDT Tuesday	<b>Sept. 19, 2022</b> 8:30pm EDT Monday	<b>Oct. 05, 2022</b> 8:30pm EDT Wednesday
<b>Topic</b>	<b>Greenhouse Chat Orchid Q &amp; A</b> <i>Send in your Photos &amp; Questions by Sept.10</i>	<b><i>Paphiopedilum venustum</i></b> The Pauper Prince of the Himalayas	<b>Those Amazing Masdevallias</b> Compact cuties, species and culture
<b>Presenter</b>	<b>Ron McHatton</b> Chief Education and Science Officer	<b>Dr. Leslie Ee</b> Accredited AOS Judge, President COC	<b>Sandra Svoboda</b> AOS Judge, AOS Past President, Orchid Digest Editor

**Check Out the Timeless Collection of Recorded Webinars on the AOS Website**



Webinar announcements are posted to Facebook, Instagram and in the AOS Corner of your Affiliated Society's newsletter.



**Use the Webinar Display Filter**

**HAVE YOU VISITED THE [OrchidMarketplace.com](https://OrchidMarketplace.com) ?**

View this quick [video](#) to see how it all works.

<https://aos.wistia.com/medias/we4i8onm3c>  
 products. <https://marketplace.aos.org/>





## ORCHIDS

Bulletin of the American Orchid Society

## CONTENTS

June 2018

Vol 87

Number 6

### GREATIdeas

#### Reprint Homemade Racks for Hanging and Mounted Plants

By Jean Allen-Ikeson

If you grow mounted plants and you have a lot of them, you need a good “vertical bench” on which to hang them. Such racks can be built out of wire mesh and plastic pipe, can consist of just a coil of rabbit cage wire standing on end on a bench or hung by chains from the ceiling, or can be fashioned from one of those discarded wrought iron porch supports that were once so popular on 1950s ranch style homes but now have been relegated to the greenhouse. Vertical benches have the advantage of taking up a small footprint of valuable floor space while providing a home for a large number of mounted plants. Even a little wire mesh tied to the end of a light stand expands the space when you are growing under lights.

Most farm-supply stores and many building centers carry wire mesh that can be used. Chicken wire is probably too lightweight except for the lightest mounts. Mesh with 1-inch (2.5-cm) spacing works well. Plumbing pipe may be purchased in building centers in reasonable lengths. Copy this page with the accompanying photo and take it to the store and tell them, “I want something like this.” You will also need plastic ties such as those used by electricians or heavier single-strand wire to tie the wire mesh to the plumbing pipe.



Photographer: Annette Bagby

The best rack I have ever seen was built by Annette Bagby (a retired AOS judge) and her architect husband Jim, who live in Milton, Ontario. The rack was built to house her collection of pleurothallids and other smaller mounted plants in their sunroom greenhouse. Note that the support cross bars may also accommodate hanging baskets for such things as vandaceous orchids. This rack is between 5 and 6 feet (1.5–1.8 m) tall. Such racks are easy to move, sturdy and do not rot. Unless you make the rack wide enough to keep from tipping as in the photo, it might be a good idea to anchor it with a couple of light chains to hooks in the ceiling.

## August Issue of ORCHIDS



In addition to all its fascinating topics, our August issue features the completion of Carol Helen Beule's series on her journey from a costume designer to designer of one-of-a-kind pots for *Vanda falcata* and other specialized applications.

Would you like to read a free copy of our informative and beautifully illustrated magazine?  
To receive a **FREE digital sample of ORCHIDS** magazine, [click here!](#)

*Of Interest:*

- *Printable Award Certificates* – award certificates with an insert photograph are now available for download and print. See page 569
- How to update your society information. See page 582



VAOS February 2022 Exhibit

## We would like to hear from you!

To provide a successful program requires a variety of factors that are eased when we have the necessary resources. The Affiliated Societies Committee would like to help. We have developed a list of topics which we will be discussing in the coming months. We have crafted questions to help identify the necessary tools that will lead us all to success. However, this cannot be achieved without help from you.

The first topic we would like to discuss is: “*Member Retention.*” Below is our first set of questions. We will collect your answers and post them on next month’s newsletter.

If you would like to see your responses in the November AOS Corner, please send your responses by **15, October 2022** to [affiliated\\_Societies@aos.org](mailto:affiliated_Societies@aos.org) with the subject line “**AOS Corner – Member Retention**”

**Questions:**

1. How do you advertise your meetings locally?
2. What incentives do you provide for new members joining for the first time?
3. What does a new member receive when they join?
4. Does your society provide a mentor for newbies?
5. Do you have a student society membership?
6. Do new members receive AOS information?

We look forward to your response!

Want to help us with a short survey? [Click here](#)

*If you would like to spotlight an issue or share news with other Affiliated Societies, we welcome your input. Let us know what you would like to see in this newsletter! If there is something within your society that is working extremely well – let’s share it here. If there is something, you could use help with – let us know. By chance, another affiliate may be able to offer a solution, or want to try something you have achieved. Your contributions are critical to bringing fresh, timely content to this publication each month. Please send your questions, solutions, and submissions for the AOS Corner to [ecirilo@aos.org](mailto:ecirilo@aos.org) or [affiliated\\_societies@aos.org](mailto:affiliated_societies@aos.org)*





## Orchid Society of Greater Kansas City

**OSGKC.ORG**

A non-profit, educational organization  
stimulating interest in orchids and their  
culture

### ORCHID SOCIETY OF GREATER KANSAS CITY

**President:** Kristy Charland  
[charland.ek@outlook.com](mailto:charland.ek@outlook.com)

**Vice-president:** Ariel Paulson  
[arielpaulson@gmail.com](mailto:arielpaulson@gmail.com)

#### **Membership:**

Visit [www.OSGKC.org](http://www.OSGKC.org) and click the  
"membership" link, and then under PayPal  
click donate

Dues \$25 Individual, \$30 Household

Membership chair: Anna Archibald  
[archibaldorchids@gmail.com](mailto:archibaldorchids@gmail.com)

**Editor:** Jean Rogers  
9941 Marty St  
Overland Park, KS 66212  
[jeanierogerswarren@gmail.com](mailto:jeanierogerswarren@gmail.com)  
214-402-6958

**On the web at:**  
[www.OSGKC.org](http://www.OSGKC.org)  
Webmaster: Ariel Paulson

#### **On Facebook:**



Facebook.com/OSGKC/  
@OSGKC on Facebook or Messenger  
Orchid Growers of OSGKC -  
<https://www.facebook.com/groups/909878999427064/>

**Like us, post your pictures or  
comments, join the community!!**

## What's Ahead ...

Please check [www.osgkc.org](http://www.osgkc.org) for updates and changes to our program  
schedule.

### **Sunday, September 11, 2022**

Merriam Community Center, 6040 Slater Street, Merriam, KS  
*Featured speaker: Kelly McCracken, High Desert Orchids, "Artificial  
Lighting for Orchids"*

### **Sunday, October 9<sup>th</sup>, 2022 monthly meeting**

Merriam Community Center, 6040 Slater Street, Merriam, KS  
*Featured speaker: Alan Koch, Gold Country Orchids, "Orchids 101:  
Great Growing Tips from a Top Expert"*

### **Friday-Sunday, October 28-30, 2022 – ORCHID SHOW**

*Regional Orchid Show hosted by OSGKC – 'Bewitched By Orchids'  
Set-Up Friday afternoon and Evening, October 28  
October 29 and 30  
Merriam Community Center*

### **Sunday, November 13, 2022**

Merriam Community Center, 6040 Slater Street, Merriam, KS  
*TBD*

### **Sunday, December 11, 2022**

Merriam Community Center, 6040 Slater Street, Merriam, KS  
*Holiday Party and Awards Presentation*